




SUMMARY REPORT		BATCH HISTORY		
Terminal Display	User- Action	Terminal Display	User- Action	Terminal
	1. Press the most right for Report.		1. Press the most right for Report.	
	2. Press to select Summary Report.		2. Press to select Batch History.	
	3. Press to print Summary Report.		3. Press to print all Batch Report.	
	4. Terminal automatically print Batch Total Report.		4. Terminal automatically print Batch Total Report.	

DETAIL REPORT	
Display	User- Action
	<p>1. Press the most right  for Report.</p>
	<p>2. Press  for Detail Report.</p>
	<p>3. Press  to print batch report.</p>
	<p>4. Terminal automatically print Detail Report.</p>