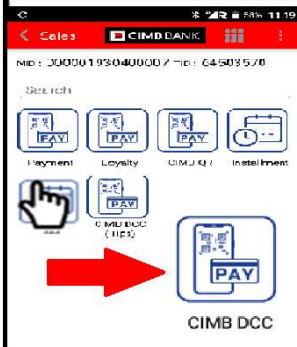
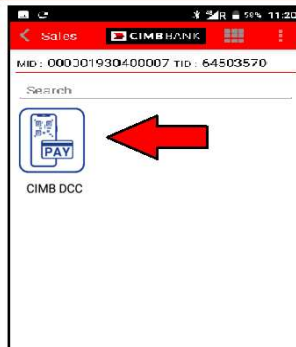


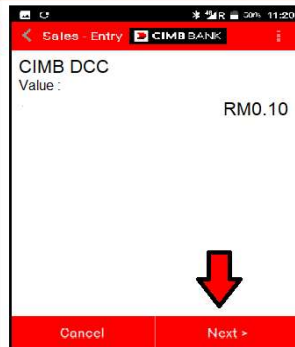
SALE DCC (INSERT CARD / MANUAL ENTRY)



1. Tap on Payment icon



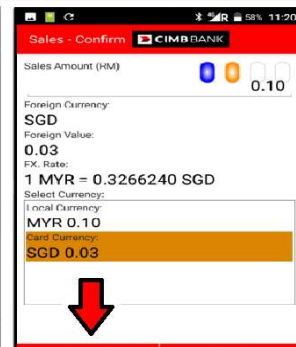
2. Select DCC menu



3. Key in sale amount and tap <Next>



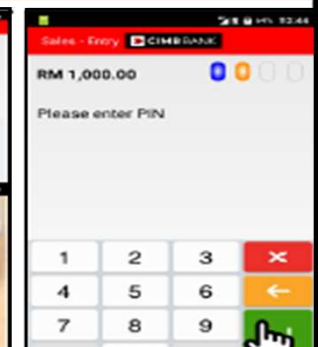
4. Choose the currency MYR or SGD and tap <Next>




5. Tap <Next> to confirm transaction.



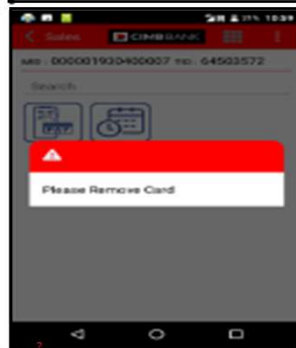
6. Insert card or Manual key in



7. After enter pin or manual entry card detail transaction processing



8. Transaction approve and sign digital if needed. Then tap <Yes> to proceed



9. Remove card (for Chip transaction) receipt will print out for merchant and customer copy