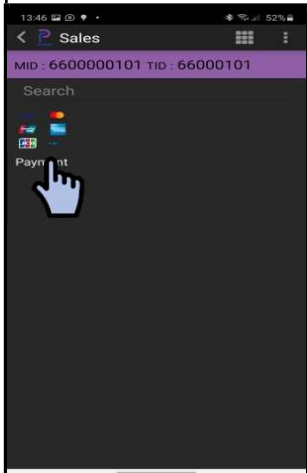



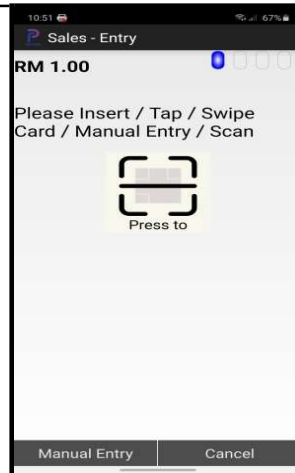
## CONTACTLESS SALE



1. Tap on Payment icon



2. Key in sale amount and tap 'Next'



3. Tap card



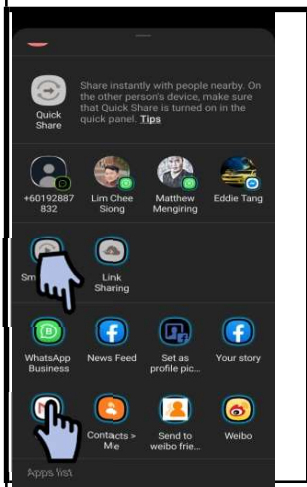
4. Tap card on top of the MPOS device



5. Transaction approved. Merchant copy receipt will display on merchant mobile's screen.



6. Tap 'Share' to send the receipt to merchant himself/herself



7. Can send the receipt via Whatsapp or email



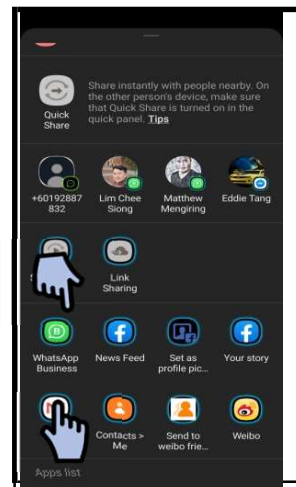
8. or tap 'Cancel' if don't want to send out the receipt



9. Customer copy receipt display on screen



10. Tap 'Share' to send the receipt to customer



11. Can send the receipt via Whatsapp or email