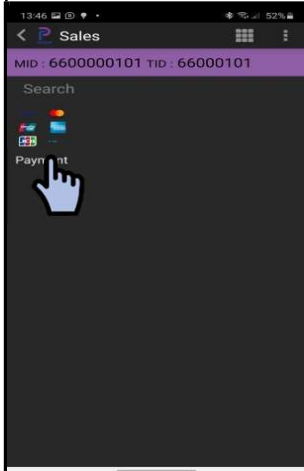



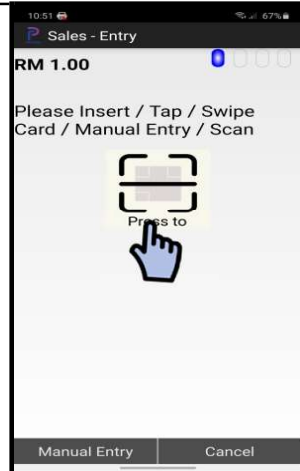
eWALLET SALE



1. Tap on Payment icon



2. Key in sale amount and tap 'Next'



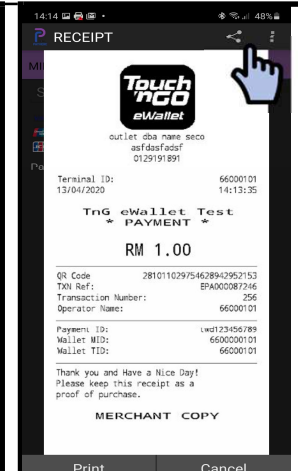
3. Tap 'Press to' to scan customer eWallet QR Code



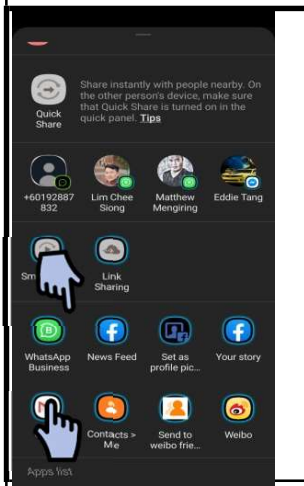
4. Scan customer eWallet QR Code



5. Transaction approved. Merchant copy receipt will display on merchant mobile's screen.



6. Tap 'Share' to send the receipt to merchant himself/herself



7. Can send the receipt via Whatsapp or email



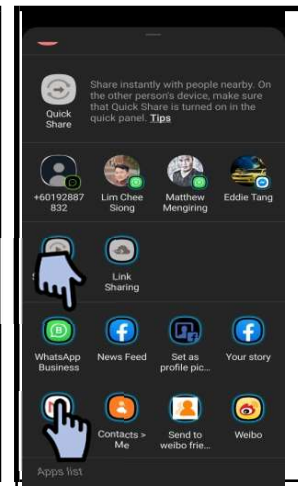
8. or tap Cancel if don't want to send out the receipt



9. Customer copy receipt display on screen



10. Tap 'Share' to send the receipt to customer



11. Can send the receipt via Whatsapp or email