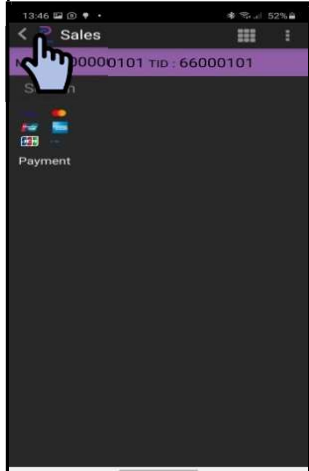
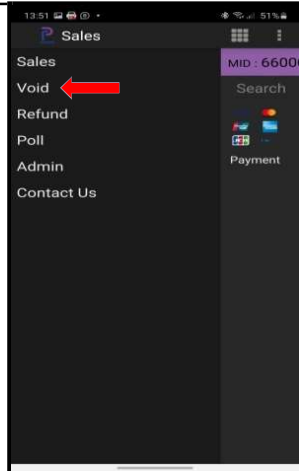


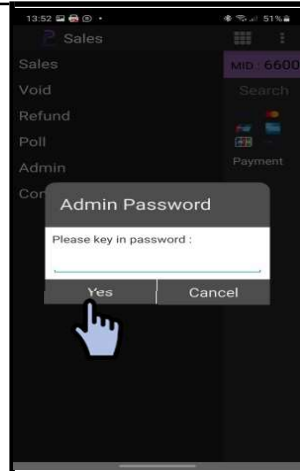
VOID



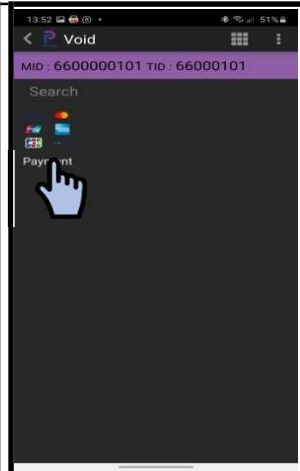
1. Tap on Payhere icon



2. Select Void



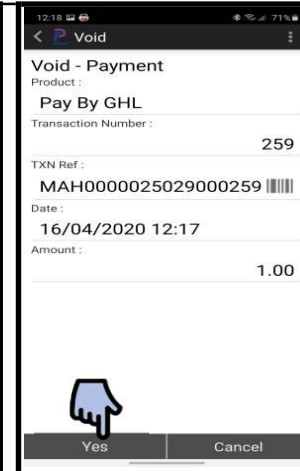
3. Key in Admin password and tap 'Yes'



4. Tap on Payment icon



5. Select the transaction from the list and tap 'Next'



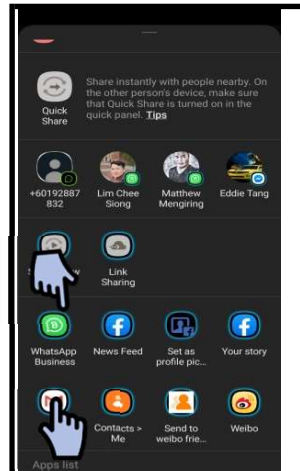
6. Confirm the transaction and tap 'Yes'



7. Transaction approved. Merchant copy receipt will display on merchant mobile's screen.



8. Tap 'Share' to send the receipt to merchant himself/herself. Or tap 'Cancel'



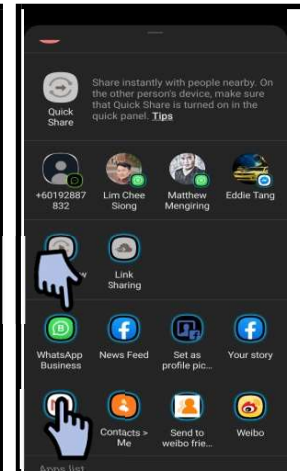
9. Can send the receipt via Whatsapp or email



10. Customer copy receipt display on screen



11. Tap 'Share' to send the receipt to customer



12. Can send the receipt via Whatsapp or email