


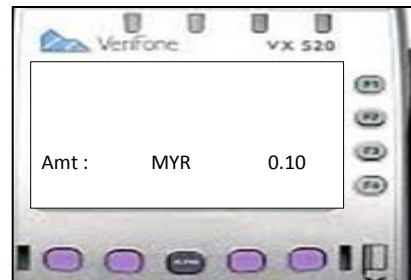
**SALE**




1. Press <F2> for Sale



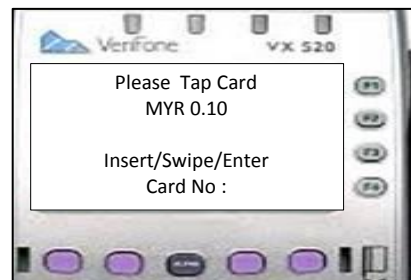
5. Sending to Host for processing



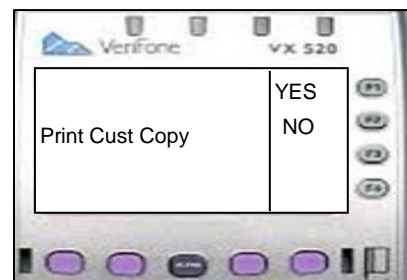
2. Key in amount and press <ENTER>



6. Transaction approved and merchant's receipt printed out



3. Tap / Insert Card / Scan QR



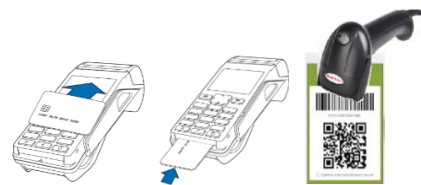
7. Press <F1> to print customer receipt



4. Key in 6 digit PIN and press <ENTER> key



8. Transaction completed. Please remove card.



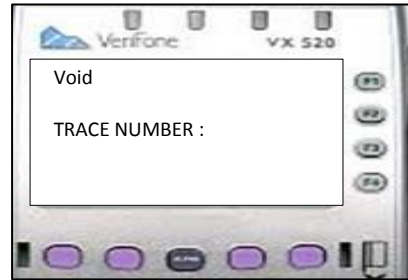
**VOID**



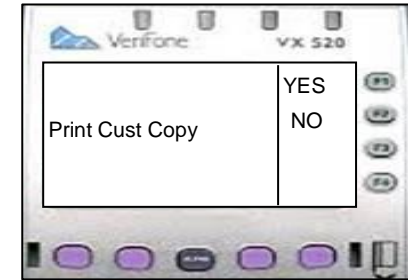
1. Press <F3> for Void



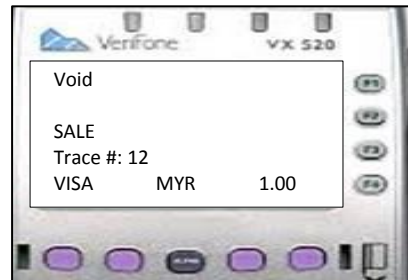
5. Transaction approved and merchant's receipt printed out



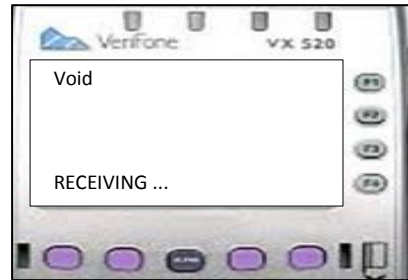
2. Refer to sale slip, key in Trace# and press <ENTER>



6. Press YES to print customer receipt



3. Confirm transaction record and press <ENTER>



4. Sending to Host for processing

**SETTLEMENT**



1. Press F4 for Settlement



2. Sending to Host for processing



3. Transaction approved and Settlement Report printed out