


## REFUND

## VOID REFUND

## SETTLEMENT



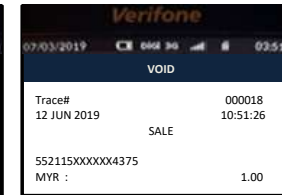
1. Press **<ENTER>** key to access main menu




5. Sending to Host for processing



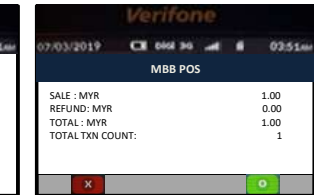
1. Press **<ENTER>** key to access main menu



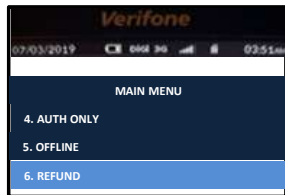
5. Confirm transaction record and press **<ENTER>**



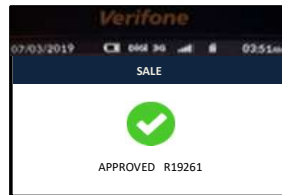
1. Press **<ENTER>** key to access main menu



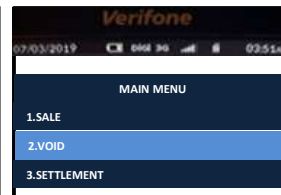
6. Confirm settlement total  
Press **<ENTER>** to proceed



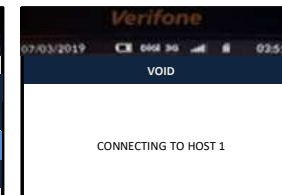
2. Press navigator key down until 6. REFUND and press **<ENTER>**



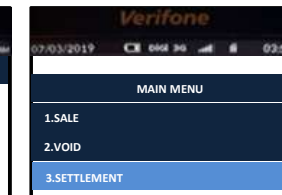
6. Transaction approved and merchant's receipt printed out



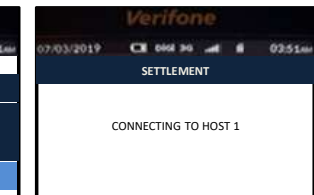
2. Select **2** for **VOID** and press **<ENTER>**



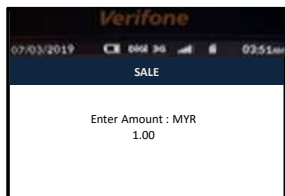
6. Sending to Host for processing



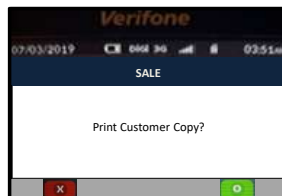
2. Select **3** for **SETTLEMENT** and press **<ENTER>**



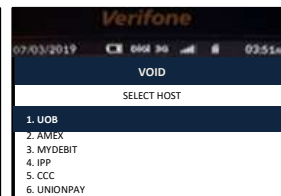
6. Sending to Host for processing



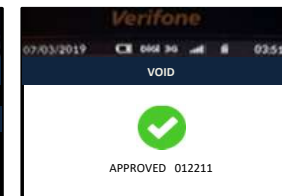
3. Key in amount and press **<ENTER>**



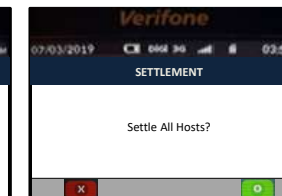
7. Press **YES** to print customer receipt



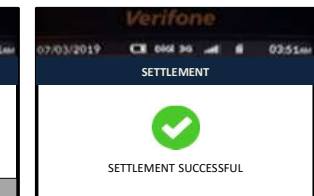
3. Select **HOST** and press **<ENTER>**



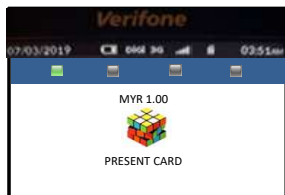
7. Transaction approved and merchant's receipt printed out



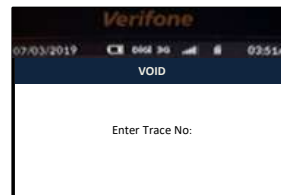
3. Press **YES** to settle all hosts, or Press **NO** to settle host by host



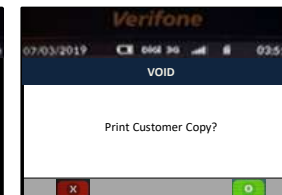
7. Transaction approved and Settlement Report printed out



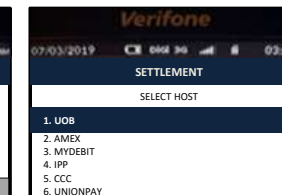
4. Insert Card



4. Refer to sale slip, key in **Trace#** and press **<ENTER>**



8. Press **YES** to print customer receipt



4. Select **HOST** and press **<ENTER>**