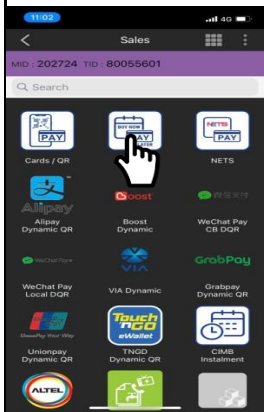
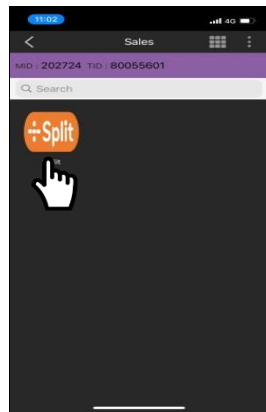


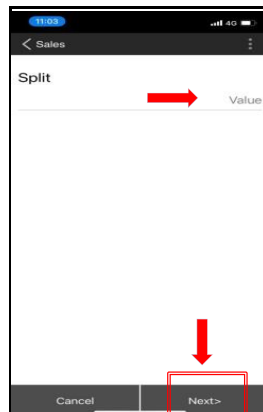
BUY NOW PAY LATER (BNPL) - SALES



1. Tap on <BNPL> icon




2. Select product.
(For example : Split)




3. Key in txn amount (For example : Minimum amount for Split is RM6)




4. Waiting to scan



5. Scan QR code using mobile phone. Please skip step 6 if scan the QR code within 60s




6. Screen show "Transaction in process" if more than 60s. Tap <Check Status> to process

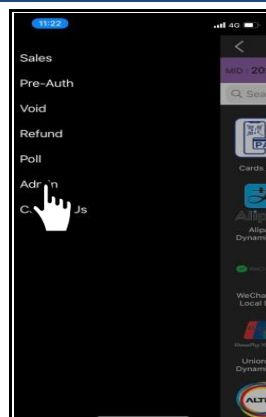


7. Transaction successful. Tap <Share> icon to share the receipt, then <Cancel> to finished

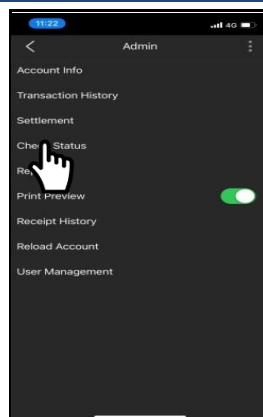
CHECK STATUS



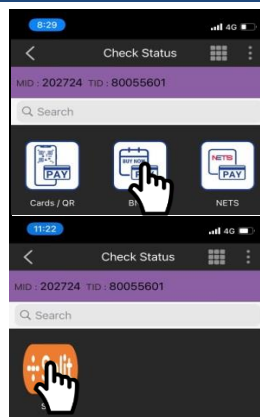
1. Tap on < on the top left corner



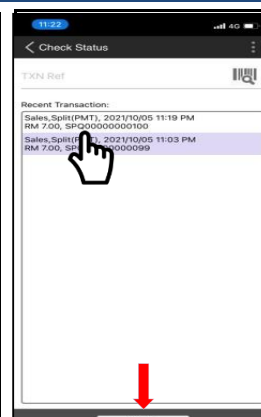
2. Tap <Admin>



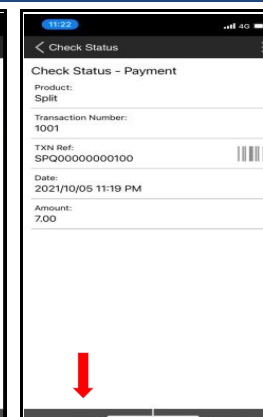
3. Tap <Check Status>




4. Tap <BNPL> icon and select the product (For example : Split)



5. Select transaction and tap <Next>



6. Tap <Yes>



7. Transaction successful. Tap <Share> icon to share the receipt, then <Cancel> to finished

|

|

|

|